

STUNNING APPEARANCE

Parallel Dynamic Design yang *sporty & stylish* membuat Wuling Almaz selalu memukau setiap mata yang memandang.



Aggressive Front Grille

Integrated Future Eyes LED

LED Projector Headlamp



Floating Roof Design

Electric Outer Mirror with LED Turn Signal



Keyless Entry

Rear Bumper with Silver Finished Skid Plate

SPECIFICATION

ALMAZ

DIMENSION		
Lenght	mm	4,655
Width	mm	1,835
Height	mm	1,760
Wheelbase	mm	2,750
Front Tread	mm	1,554
Rear Tread	mm	1,549
Tank Capacity	L	52
Passenger Capacity		5
ENGINE		
Engine Type	In-line 4 cylinders, DOHC DVVT with Turbocharger	
Displacement	cc	1,451
Max. Power	HP/rpm	140 / 5,200
Max. Torque	Nm/rpm	250 / 1,600-3,600
Fuel	Gasoline	
Emission Standard	EURO 4	
TRANSMISSION		
Type	CVT	
CHASSIS		
Drive Type	Front Wheel Drive	
Steering Type	Rack & pinion, Electric Power Steering	
Suspension	Front	McPherson Strut, Coil Spring
	Rear	Trapezoidal Multi-Link, Independent Suspension
Brakes	Front	Disc
	Rear	Disc
Tires	215/60 R17	
Wheel	Alloy wheel with machining	

Untuk peningkatan mutu dan penyesuaian dengan perkembangan teknologi, PT. SGMW Motor Indonesia sewaktu-waktu dapat mengubah spesifikasi, perlengkapan standar, atau data lain dalam lembar spesifikasi ini. PT. SGMW Motor Indonesia reserves the right to alter any specification and equipment details within this specification information without prior notice.

Setiap gambar dan ilustrasi di dalam lembar spesifikasi ini tidak menampilkan detail setiap model secara lengkap. Each image and illustration within this specification information does not display the details of each model completely.

COLOR OPTIONS



For more information please contact :

Pilihan warna mobil dalam lembar spesifikasi ini mungkin sedikit berbeda dari warna sesungguhnya. Color options within this specification information might be slightly different.



www.wuling.id | Wuling Motors Indonesia | @WulingMotorsID | @wulingmotorsid



ALMAZ

DRIVE UNLIMITED WAY



POWERFUL 1.5 L TURBOCHARGED ENGINE

Max. Torque
250 Nm
@ 1,600 - 3,600 rpm

Mesin berkapasitas 1.5 L dengan *turbocharger* by **Honeywell®** yang menghasilkan torsi terbesar di kelasnya. Menggunakan material *aviation grade* dan telah lulus uji ketahanan.



SMOOTH & RESPONSIVE CONTINUOUSLY VARIABLE TRANSMISSION

Teknologi CVT terkini dari **Bosch** menawarkan perpindahan transmisi yang halus dan juga responsif dengan *8-speed manual simulation*.



LEADING FEATURES

FOR YOUR CONVENIENCE

Fitur Wuling Almaz dihadirkan untuk memenuhi berbagai kebutuhan, kemudahan serta kenyamanan saat Anda berkendara.



One Push Button
(Engine Start Stop Button)

Luxury Meter Cluster
with 7" Color MID

Leather Wrapped Steering Wheel
with Instrument Combination
Control Switch



Cruise Control

Power Window

Two Tone Door Trim



Power Outlet


Electric Seat Adjuster

Infinity Audio System by Harman®

SMART MULTIMEDIA WITH 10.4" TOUCHSCREEN

FOR INTEGRATED CONTROL EXPERIENCE

Head Unit terbesar dan pertama di kelasnya, dilengkapi dengan fitur yang lengkap dan terintegrasi untuk memudahkan pengaturan bagi pengguna.



Multi Information
Home Screen

Music Player
with Bluetooth &
AUX Connection

Bluetooth Phone
Connection

Wuling Link

AM/FM Radio

Auto Air Conditioning

Audio Settings

Window,
Light Door Control

Tire Pressure
Monitoring System

360° Camera Display

EXTENSIVE PANORAMIC SUNROOF

FOR ENJOYABLE JOURNEY

Panoramic Sunroof berukuran **0.82 m²**, terluas di kelasnya. Memberikan atmosfer yang mewah dan membuat perjalanan menjadi lebih menyenangkan.

Overhead Cluster Control

Panel pengaturan yang terinspirasi dari kokpit pesawat memudahkan penggunaan *panoramic sunroof* dan lampu kabin.



Soft Touch Panel

Semi Leather Seat

2nd Row A/C Ventilation

Rear Seat Pocket

Center Console &
Cup Holder

Side Door Pocket

Premium & Indulging Space

Spacious Luggage
with 2nd Row Flat Deck Configuration

SOPHISTICATED INTERIOR

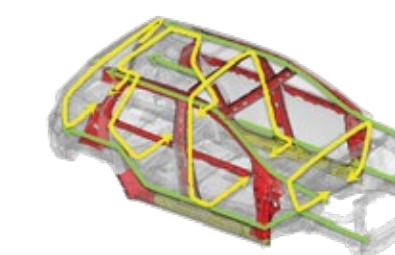
FOR YOUR COMFORT & PLEASURE

Ruang kabin Wuling Almaz yang berkelas dilengkapi teknologi canggih dan premium yang dibalut menggunakan kualitas material terbaik

HIGH STANDARD PROTECTION

FOR YOUR SAFETY

Teknologi dan fitur keselamatan pada Wuling Almaz memiliki standar yang tinggi untuk memberikan rasa tenang saat Anda berkendara.



High Safety Standard Chassis
with Optimized Design and Material



FULL SURROUND VIEW WITH 360° CAMERA

Memberikan pandangan menyeluruh di sekitar mobil, sehingga memudahkan Anda saat parkir maupun bermanuver di area yang terbatas.



Front View Camera

Rear View Camera

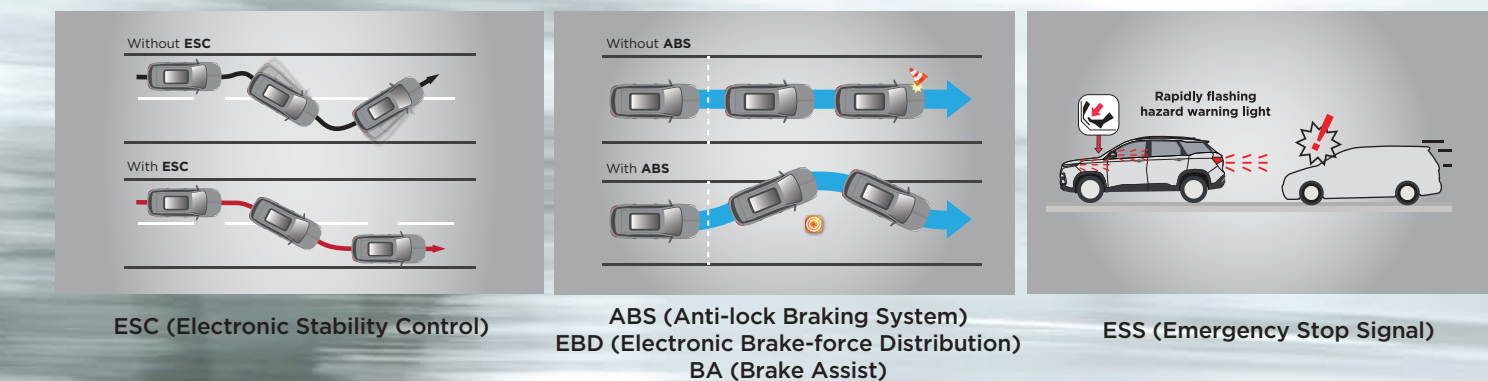
Electric Outer Mirror
with LED Turn Signal Lamp
& Side View Camera



Electric Parking Brake (EPB) +
Automatic Vehicle Holding (AVH)

Control Cluster for Outer Mirror,
360° Camera & Headlamp Height Adjuster

Rear Upper Spoiler
with LED High Mount Stop Lamp



ESC (Electronic Stability Control)

ABS (Anti-lock Braking System)
EBD (Electronic Brake-force Distribution)
BA (Brake Assist)

ESS (Emergency Stop Signal)



Dual Front Airbags & Front Side Airbags

HHC (Hill Hold Control)

